




**NIRJA SAHAY DAV PUBLIC SCHOOL, KANKE, RANCHI**






## WEEKLY PLANNER FOR THE MONTH JULY 2025

**CLASS-I**





**DATE-1<sup>rd</sup> JULY TO 31<sup>TH</sup> JULY-2025**



| DAYS               | ASSEMBLY  | LISTENING & SPEAKING  | READING & WRITING (LANGUAGE)  |   | COGNITIVE SKILL                            |   | ART & CRAFT  | MUSIC & DANCE   | PHYSICAL DEVELOPMENT OUTDOOR PLAY | PROJECT & ACTIVITY   | PARENTS FAMILY & COMMUNITY                   |
|--------------------|---|---|---|---|--|---|--|-----------------|-----------------------------------|--|--|
|                    |   |   | ENGLISH   | HINDI                                     | MATHS                                      | EVS   |  |                 |                                   |  |  |
| 01/7/25<br>Tuesday | Paragraph telling Gayatri Mantra                | <u>English</u><br><br>Oral reading of different types of 'OO' sound words by the student.               | <u>ACTIVITY</u><br><br>Draw and colour 5 different types of 'OO' sound words in notebook.                 |   | Numbers name from 21 to 40                 | Introduction of the chapter -4 " Keeping Healthy" by the teachers.      |             |                 | Nature walk in rain               | <u>ACTIVITY</u><br><br>Draw and colour 5 different types of 'OO' sound words in notebook.          | Practice at home                             |
| 02/7/25<br>Wed     | G.K & Quiz e. g-the full form of D.A.V.         | <u>HINDI</u><br><br><u>ACTIVITY</u><br><br>Use of flash cards to explain choti ओ<br><br>Ki matras.      | Writing practice in a good manner   | Write 10 choti ओ<br>Ki matras in notebook | Exercise based on ascending Pg 38          | Reading of the chapter-4 " Keeping Healthy" By the students one by one. | GK General Q/A   |                 |                                   | <u>HINDI</u><br><br><u>ACTIVITY</u><br><br>Use of flash cards to explain choti ओ<br><br>Ki matras. |  |
| 03/7/25<br>Thurs   | Pledge Thought Activities: Warm Up Exercises PT | <u>HINDI</u><br><br>Reading of the lesson- 6 "Gudiya Ki Shaadi" by the teacher.                         | L- 6 Choose the correct word and complete the following sentences.<br><br>Practice Book Page no-18 and 19 | Practice Book Page no-18 and 19           | Ordinal numbers from 1 to 10 <sup>th</sup> | Free Movement Class   | Activity: Children will be given concept of ordinal numbers rank with lively example like race | National Anthem | Naitik shiksha Lesson-5           |  | Children will do H/W in presence of parents. |
| 04/7/25<br>Friday  | Recitation of Rhymes.                           | <u>ENGLISH</u><br><u>ACTIVITY</u><br><br>Use of flash cards to explain 'sh' sound words by the teacher. | Write 10 'sh' sound words in notebook.  |   | Exercise based on descending Pg 39         | <u>ACTIVITY</u><br><br>PUZZLE GAME                                      |           |                 |                                   | <u>ACTIVITY</u><br><br>PUZZLE GAME   |  |
| 05/7/25            | <b>SATURDAY OFF</b>                             |   |   |   |  |   |           |                 |                                   |  |  |


| DAYS             | ASSEMBLY  | LISTENING & SPEAKING   | READING & WRITING (LANGUAGE)  |  | COGNITIVE SKILL  |   | ART & CRAFT   | MUSIC & DANCE   | PHYSICAL DEVELOPMENT OUTDOOR PLAY | PROJECT & ACTIVITY | PARENTS FAMILY & COMMUNITY                           |
|------------------|---|--|---|--|--|---|---|---|-----------------------------------|--------------------|--|
|                  |   |  | ENGLISH   | HINDI  | MATHS  | EVS   |   |   |                                   |                    |  |
| 7/7/25<br>MON    | Paragraph telling Gayatri Mantra                | <u>ENGLISH</u><br>Introduction of the chapter-6 “ A Shop in the Ship” by the teachers.             | Writing of new words of lesson-7”A Shop in the Ship” in the notebook. |  | Exercise based on ordinal nos.<br><br>Pg 41 & 42.<br><br>Exercise based on addition on number lines. | Question and Answers of lesson- 4 “ Keeping Healthy”    |    |   | Outdoor Activities                | Story Telling      | Practice at home<br><br>‘sh’ sound words.            |
| 8/7/25<br>TUES   | G.K & Quiz e. g-the full form of D.A.V.         | <u>HINDI</u><br><br>Oral reading of the question and answers of lesson-6<br><br>“ Gudiya Ki Shaadi | Reading of the sentence by the children.                              | Question and answers of lesson-6<br><br>“ Gudiya Ki Shaadi | Children will be given concept of addition by drawing number lines on floor                          | Fill in the blanks of lesson- 4 Keeping Healthy”        |   | OUTDOOR ACTIVITIES on<br><br>Rainy day  |                                   |                    | Children will learn the Q/Ans of Lesson -6 in Hindi  |
| 9/7/25<br>WED    | Pledge Thought Activities: Warm Up Exercises PT | <u>ENGLISH</u><br>Oral reading of the question and answers of lesson- 7                            | Q/Ans of lesson-7 “ A Shop in the Ship”                               | Matching of lesson- 6 “ Gudiya Ki Shaadi”                  | Activity: on ordinal numbers   | Writing of difficult words of lesson-4 Keeping Healthy” | Step By Step  | Gayatri Mantra  | NAITIK SHIKSHA L-6                |                    | Children will do H/W in presence of parents .        |
| 10/7/25<br>THURS | Recitation of Rhymes.                           | <u>ENGLISH</u><br><br><u>ACTIVITY</u><br><br>Lesson-7 A Shop in the Ship”                          | Draw and colour 5 ‘sh’ sound words in English notebook.               | Writing practice in a good manner                          | Exercise based on addition Pg 43.  | <u>ACTIVITY</u><br>Riddles game                         |  |   | <u>ACTIVITY</u><br>Riddles game   |                    |  |
| 11/7/25<br>FRI   | Story telling/ & Class wise Hawan               | <u>HINDI</u><br>Writing practice in a good manner  | HAPPINESS CLASS   | MEDITATION VEDIC MANTRA<br><br>HAWAN                       | DANCE CLASS<br><br>BASIC STEPS OF DANCE  | CCA<br><br>FLOWER MAKING                                | CCA<br><br>FLOWER MAKING  |  |                                   |                    | Children will develop teamwork at the time of games. |

| DAYS             | ASSEMBLY  | LISTENING & SPEAKING   | READING & WRITING (LANGUAGE)   |  | COGNITIVE SKILL  |   | ART & CRAFT   | MUSIC & DANCE | PHYSICAL DEVELOPMENT<br>OUTDOOR PLAY | PROJECT & ACTIVITY   | PARENTS FAMILY & COMMUNITY  |
|------------------|---|--|--|--|--|---|---|---------------|--------------------------------------|--|---|
|                  |   |  | ENGLISH  | HINDI  | MATHS  | EVS   |   |               |                                      |  |   |
| 14/7/2<br>MON    | Paragraph telling Gayatri Mantra                | <u>English</u><br><br><u>ACTIVITY</u><br><br>Lesson-7<br>“ A Shop in the Ship”                                 | Read the given words and encircle ‘sh’ sound words. Write them in the space given below.   | Worksheet 1  | Exercise on addition downwards Pg 44.  | Matching of lesson- 4 “ Keeping Healthy”  |    |               | Outdoor Games                        | <u>English</u><br><br><u>ACTIVITY</u><br><br>Lesson-7<br>“ A Shop in the Ship”                                 | Parents will discuss with the children related to ‘How to be Healthy’ |
| 15/7/25<br>TUES  | G.K & Quiz e. g-the full form of D.A.V.         | <u>HINDI</u><br><br>Loud reading of the gender by the students.  | NO CLASS   | Gender ( Ling Badlo)   | Thinking skill: Matching of flowers with numbers.                              | Oral reading of the Question and answers of lesson- 4 by the teachers and students. |   |               |                                      | Revision of gender by the students in the presence of parents.   |   |
| 16/7/25<br>WED   | Pledge Thought Activities: Warm Up Exercises PT | <u>HINDI</u><br><br>Children will read the words from the lesson- 6  | Practice book<br><br>Introduction of the chapter-8 “Chintu and the Chicks” by the teacher. | Practice Book<br><br>Dictation of words from the lesson- 6 “ Gudiya Ki Shaadi” |  | Free Movement Class   |  |               |                                      | Children will do H/W in presence of parents.   |   |
| 17/7/25<br>THURS | Recitation of Rhymes.                           | <u>ENGLISH</u><br><u>ACTIVITY</u><br>Use of flash cards to explain ‘ch’ sound words by the teacher & students. | Write 10 ‘ch’ sound words in the notebook.   | NO CLASS   | Children will be given concept of subtraction by drawing number lines on floor | <u>ACTIVITY</u><br>Bring one healthy food and say two or three lines on it.         |  |               |                                      | <u>ENGLISH</u><br><u>ACTIVITY</u><br>Use of flash cards to explain ‘ch’ sound words by the teacher & students. |   |
| 18/7/25<br>FRI   | Story telling/ & Class wise Havan               | YOGA & MEDITATION  | MORAL STORIES WILL BE SHOWN.   | CCA-<br>BEST OUT OF WASTE  | CCA-<br>BEST OUT OF WASTE  |   |  |               |                                      | Children will develop team work at the time of games.  |   |



| DAYS             | ASSEMBLY   | LISTENING & SPEAKING   | READING & WRITING (LANGUAGE)   |   | COGNITIVE SKILL                                     |   | ART & CRAFT   | MUSIC & DANCE      | PHYSICAL DEVELOP-<br>MENT<br>OUTDOOR<br>PLAY | PROJECT & ACTIVITY   | PARENTS FAMILY & COMMUNITY                                      |
|------------------|--|--|--|---|---|---|---|--------------------|--|--|---|
|                  |  |  | ENGLISH  | HINDI   | MATHS   | EVS   |   |                    |  |  |   |
| 21/7/25<br>MON   | Paragraph telling<br>Gayatri Mantra                      | <u>English</u><br><u>Oral reading of the</u><br>Question and answers of lesson- 8 “Chintu and the Chicks” by the students. | Question and answers of lesson- 8 “Chintu and the Chicks”                              |  | Thinking skill:<br>Matching the balls with numbers. | <u>ACTIVITY</u><br>Bring one unhealthy food and say 2 or 3 lines on it.               | STORY TELLING   |                    |  | <u>ACTIVITY</u><br>Bring one unhealthy food and say 2 or 3 lines on it.                | Children will read the lesson- 8 in the presence of the parent. |
| 22/7/25<br>TUES  | G.K & Quiz<br>e. g-the full form of D.A.V.               | <u>HINDI</u><br><br><u>ACTIVITY</u><br><br><u>Draw and colour matra shabd</u>  |  | <u>ACTIVITY</u><br>“Parcel Game”  | Table revision 2 to 5<br><br>Number names-31-40     | Oral reading of the Q/Ans of Lesson- 4 “ Keeping Healthy”                             |   |                    | Outdoor Games                                | <u>ACTIVITY</u><br>“Parcel Game”   |   |
| 23/7/25<br>WED   | Pledge<br>Thought Activities:<br>Warm Up Exercises<br>PT | <u>HINDI</u>   | Fill in the blanks of lesson-8 “ Chintu and the Chicks”                                | Write yes or No from the lesson- 6 “ Gudiya Ki Shaadi”                            |   | Writing of difficult words in 1-1 page from lesson-4                                  |   | Daya Kar Daan..... | Naitik shiksha L-7                           |  | Children will do H/W in presence of parents.                    |
| 24/7/25<br>THURS | Recitation of Rhymes.                                    | <u>ENGLISH</u><br><br><u>ACTIVITY</u><br><br>Lesson- 8   | <u>ACTIVITY</u><br><br>Colour only those food items which are mentioned in the lesson. |   | Numbers name from 41 to 50                          | <u>ACTIVITY</u><br>Housie Game  |  |                    |  | <u>ACTIVITY</u><br>Housie Game   |   |
| 25/7/25<br>FRI   | Story telling/ & Class wise Hawan                        |  | CCA<br><br>THUMB PRINTING  | CCA<br><br>THUMB PRINTING   | MORAL STORIES WILL BE SHOWN                         | MORNING PRAYERS WILL BE TAUGHT<br><br>(ITNI SHAKTI HAME DENA DATA)                    |   |                    |  | <u>HINDI</u><br><u>ACTIVITY</u><br><u>Draw and colour 5</u><br>Ki matras In notebook . | Children will develop team work at the time of games.           |
| 28/7/25<br>MON   | Paragraph telling  | <u>ENGLISH</u><br><br><u>ACTIVITY</u><br><br>Lesson- 8   | Draw and Colour 5 ‘ch’ sound words in notebook..                                       | Revision of L- Guriya Ki Shadi  | Numbers name from 51 to 70                          |  |   |                    | <u>ACTIVITY</u><br>BE Quick Game             |  |   |

|                |                      |  |   |                     |                                  |   |   |  |  |
|----------------|----------------------|--|---|---------------------|----------------------------------|---|---|--|--|
| 29/7/25<br>Tue | Paragraph<br>telling | <u>ENGLISH</u><br><br><u>ACTIVITY</u><br><br>Lesson- 9 | Draw and<br>Colour 5 'ch'<br>sound words in<br>notebook.. | Ulte shad           | Numbers<br>name from<br>71 to 80 |  | <u>ACTIVITY</u><br><br>BE Quick<br>Game |  |  |
| 30/7/25<br>MON | Paragraph<br>telling | <u>Pronoun</u><br><br><u>He , She ,It</u>              | Draw and<br>Colour 5 'ss'<br>sound words in<br>notebook.. | Gaye par<br>nibandh | Numbers<br>name from<br>51 to 70 |  | <u>ACTIVITY</u><br><br>Word<br>Train    |  |  |

|                    |  |  |                              |   |  |                     |   |   |
|--------------------|--|--|------------------------------|---|--|---------------------|---|---|
| 31/7/25<br><br>WED | Pledge<br>Thought<br>Activities:<br>Warm Up<br>Exercises<br>PT | <u>HINDI</u><br><br>Children will<br>read the<br>words from<br>the lesson- 6 | EVS<br>Chapter 5<br>Clothing | <br><br><u>ACTIVITY</u><br>Different<br>types of<br>clothes |  | Outdoor<br>activity |  | Children<br>will do H/W<br>in presence<br>of parents. |
|--------------------|--|--|------------------------------|---|--|---------------------|---|---|

**NOTE- Morning meeting to be conducted daily with the students after prayer.**  
**Chit chat i.e casual talk, familiar talk with kids.**

**Different competition through offline platform to boost up their confidence.**

**CLASS TEACHER:-**

**PRINCIPAL**